



2024

**Allocation and Impact Report on the
Benin SDG Loan**

September 2024




Table of Contents

01

List of acronyms and abbreviations	03
Message from the Senior Minister	04
Executive Summary	05
Overview	07
Benin on the road to inclusive development	07
Experience of financing through international capital markets	10

02

Main features of the SDG loan	11
--------------------------------------	-----------

03

Allocation Report	12
--------------------------	-----------

General presentation of the portfolio	13
Allocation details by pillar	16

04

Environmental and social risk management	26
---	-----------

05

Impact report	28
----------------------	-----------

Population pillar	29
Prosperity Pillar	36
Planet Pillar	39

06

Some of the portfolio's flagship projects	44
--	-----------

Appendices	49
-------------------	-----------



List of acronyms and abbreviations

ABE	Benin Environment Agency
AfDB	African Development Bank
ADF	African Development Fund
AME	Candidate teacher
ARCH	Insurance to strengthen human capital
ATIDI	African Trade & Investment Development Insurance
CDC Benin	<i>Caisse des Dépôts et Consignation du Bénin</i> (Benin Deposit and Consignment Office)
DWSS	Drinking water supply system
SEAH	Sexual Exploitation, Abuse and Harassment
TVET	Technical and Vocational Education and Training
EHCVM	Harmonised Survey of Household Living Conditions
EIES	Environmental and Social Impact Assessment
E&S	Environmental and Social
ESG	Environmental, Social and Governance
GBV	Gender-based violence
ha	hectare
HDI	Human Development Index
HSW	Health and safety at work
INStaD	National Agency for Statistics and Demography
km	kilometre
LED	Light-Emitting Diode
LTA	Agricultural Technical School
m³	cubic metre
m³/h	cubic metre per hour
€m	Millions of euros
MAEP	Ministry of Agriculture, Livestock and Fishing
MCVT	Ministry for the Environment and Transport
MEEM	Ministry of Power, Water and Cooperation
MEF	Ministry of the Economy and Finance
MEMP	Ministry of Nursery and Primary Education
MESRS	Ministry of Higher Education and Scientific Research
MESTFP	Ministry of Secondary and Technical Education and Vocational Training
MSp	Ministry of Sports
MTCA	Ministry Tourism, Culture and the Arts
PAMC - BJ	Project to Support the Development of Capital Market Products and Service
PCG	Partial Credit Guarantee
PND	National Development Plan
PO	Professional Organisation
SDG	Sustainable Development Goals
SME	Small and Medium-sized Enterprises
STBV	Sewage sludge treatment plants
WAEMU	West-African Economic and Monetary Union



Message from the Senior Minister

Benin is pursuing its commitment to implementing the United Nations' Agenda 2030, by placing sustainable and inclusive development at the heart of its national strategies. Since the inaugural SDG Eurobond issue in 2021, the country has made remarkable strides, bringing to fruition projects that will transform the country and improve people's well-being.

Raising €350 million from Deutsche Bank on favourable terms, backed by a Partial Credit Guarantee (PCG) from the African Development Fund (ADF, part of the African Development Bank Group), is a perfect illustration of this dynamic. This innovative operation has enabled Benin to raise additional resources to finance sustainable projects, thereby contributing to the achievement of the SDGs.

The creation of the country's first green financing facility at the *Caisse des Dépôts et Consignations du Bénin* (CDC Bénin), thanks to technical assistance from the AfDB Group, is another illustration of the country's commitment to greater sustainability. This initiative will make it possible to support more green and inclusive projects, in favour of a more environmentally-friendly future for generations to come.

In keeping with its commitments to international investors, Benin is today presenting the first allocation and impact report on the SDG loan. The result of rigorous and transparent work, this report traces the use of the funds raised and demonstrates the alignment of the projects financed with the country's strategic priorities in terms of sustainable development. It is therefore a concrete expression of Benin's commitment to account for the use of financial resources and to measure the real impact of projects on the beneficiary populations.

Together, we are continuing our determined march towards a more prosperous, fairer and more resilient Benin, where every citizen can flourish and contribute fully to the country's development.

Romuald WADAGNI

Senior Minister in charge of Economy, Finance and Cooperation



Executive Summary

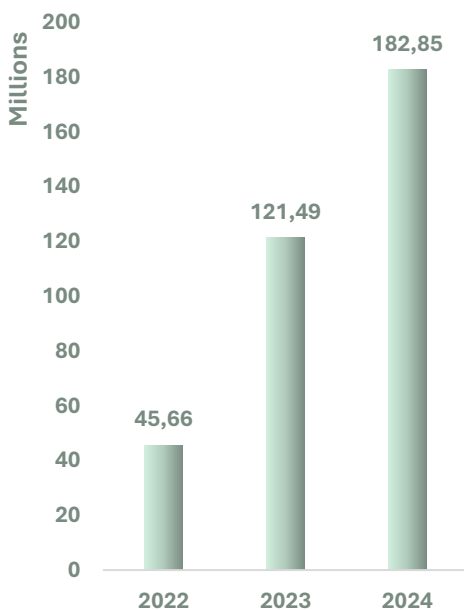
This document details the allocation of the proceeds of the SDG loan, contracted in June 2023 with Deutsche Bank with the partial credit guarantee of the ADF, and describes the initial impacts on the final beneficiaries as well as the main achievements. The report highlights two key points:

It reports on the contribution of the projects financed by this loan to the achievement of Benin's sustainable development objectives through the scope and diversity of the sectors of intervention.

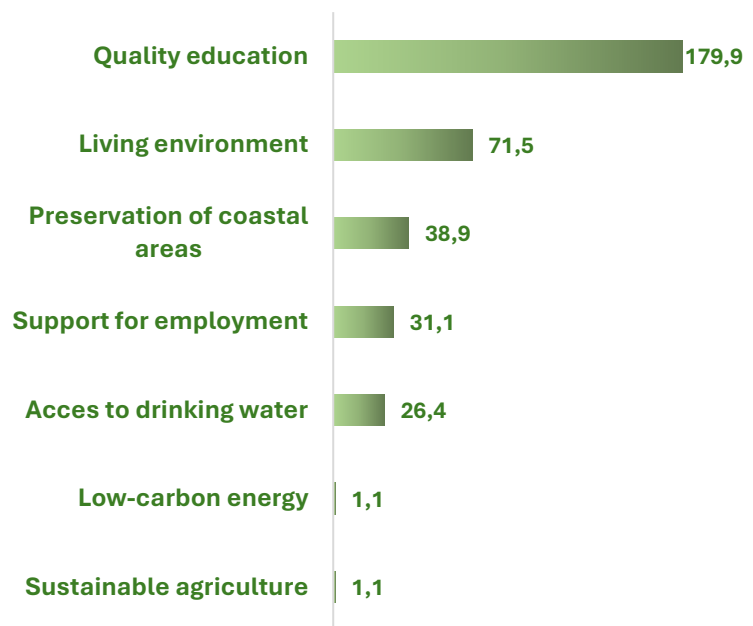
It also reflects the State's clear desire to improve the quality of life thanks to the environmental and social benefits it brings, including all the measures taken to manage E&S risks.



Allocations per year



Beneficiary expenditure categories (€m)

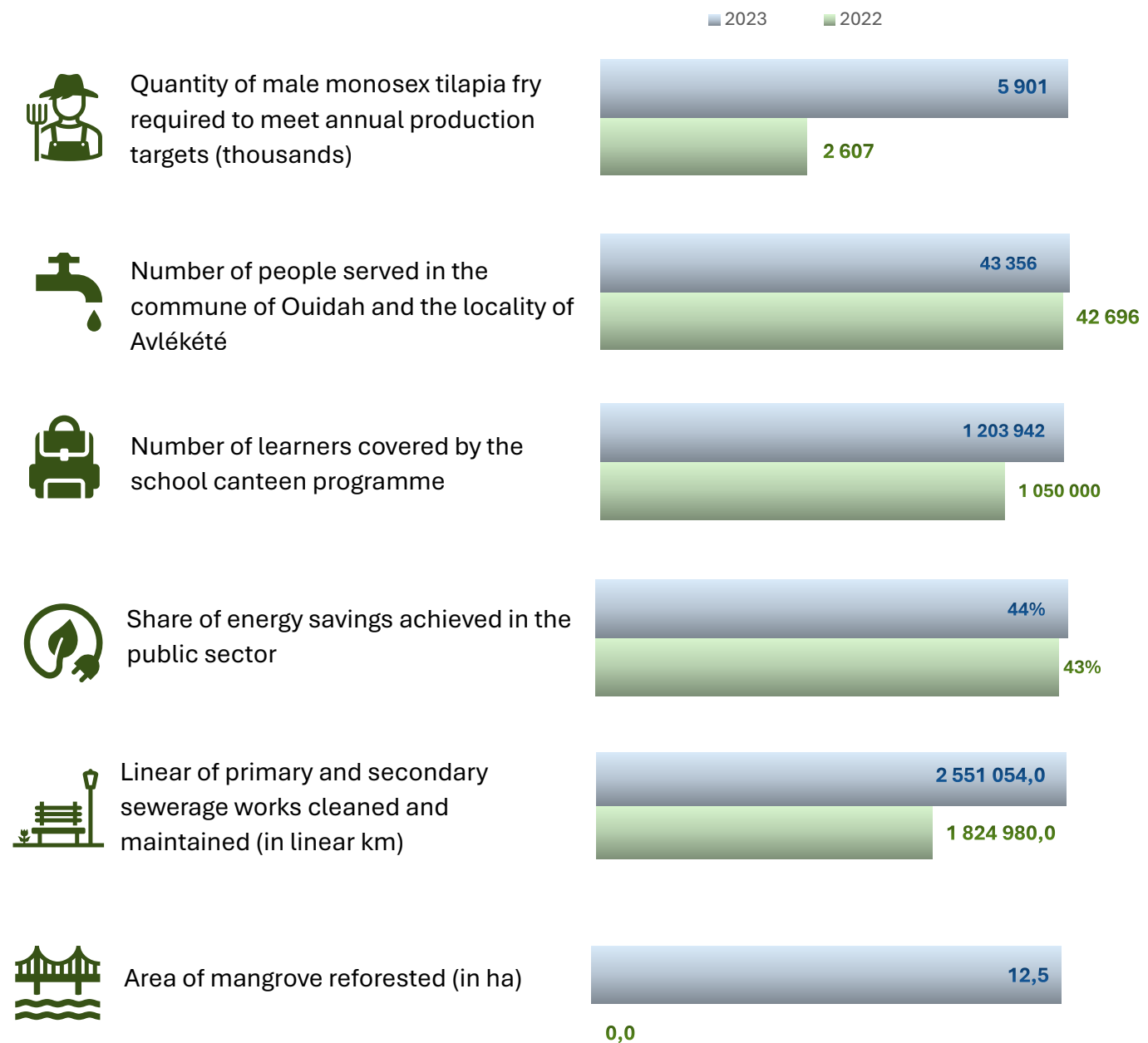


Key figures

The SDG loan has been used to finance projects that comply with national environmental and social standards, including projects focusing on infrastructure for access to drinking water and sanitation, renewable energy, education, sustainable agriculture, sport, improving living environments and combating coastal erosion.

The main achievements of these projects over the last two years are summarised below :

Some performance indicators



Overview

Benin on the road to inclusive development



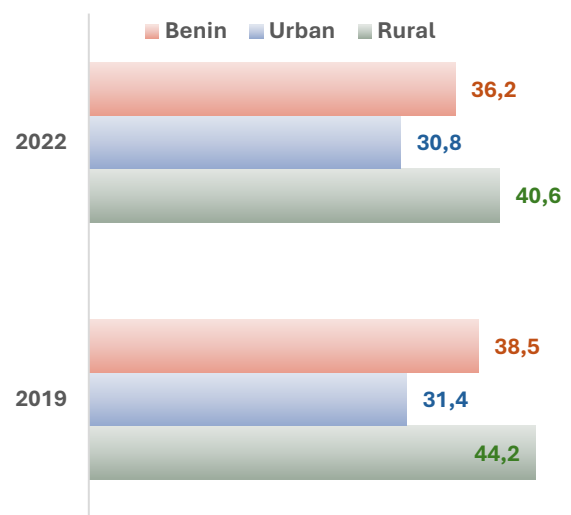
Benin's main priorities are to close social gaps and consolidate its sustainable growth path. Faced with multidimensional challenges, the country has defined its strategy, set out in the National Development Plan (NDP) 2018-2025, which takes into account the implementation of the Agenda 2030, in particular the achievement of its priority targets. According to the 2022 report on sustainable development for Benin, "stepping up the Government's efforts, such as its insurance programme to strengthen human capital (ARCH) and its programme for universal access to drinking

water in rural areas, will make it possible to accelerate the achievement of several SDGs and to 'leave no one behind', including in the country's most disadvantaged regions".

Other initiatives, such as the school canteen programme, with a hot meal offered every school day to every child in the beneficiary public primary schools, the Alafia microcredit scheme, the "gbessoké" and "Azoli" productive social safety net programmes, etc., further illustrate the emphasis placed by the country on public policies aimed at prioritising the needs of vulnerable groups and promoting financial and social inclusion.

The incidence of income poverty has fallen from 38.5% in 2019 to 36.2% in 2022; although the trend is more favourable in rural areas, it remains more prevalent there than in urban areas (INStaD, EHCVM 2022).

Graph 1: Incidence of income poverty by *département* in 2022

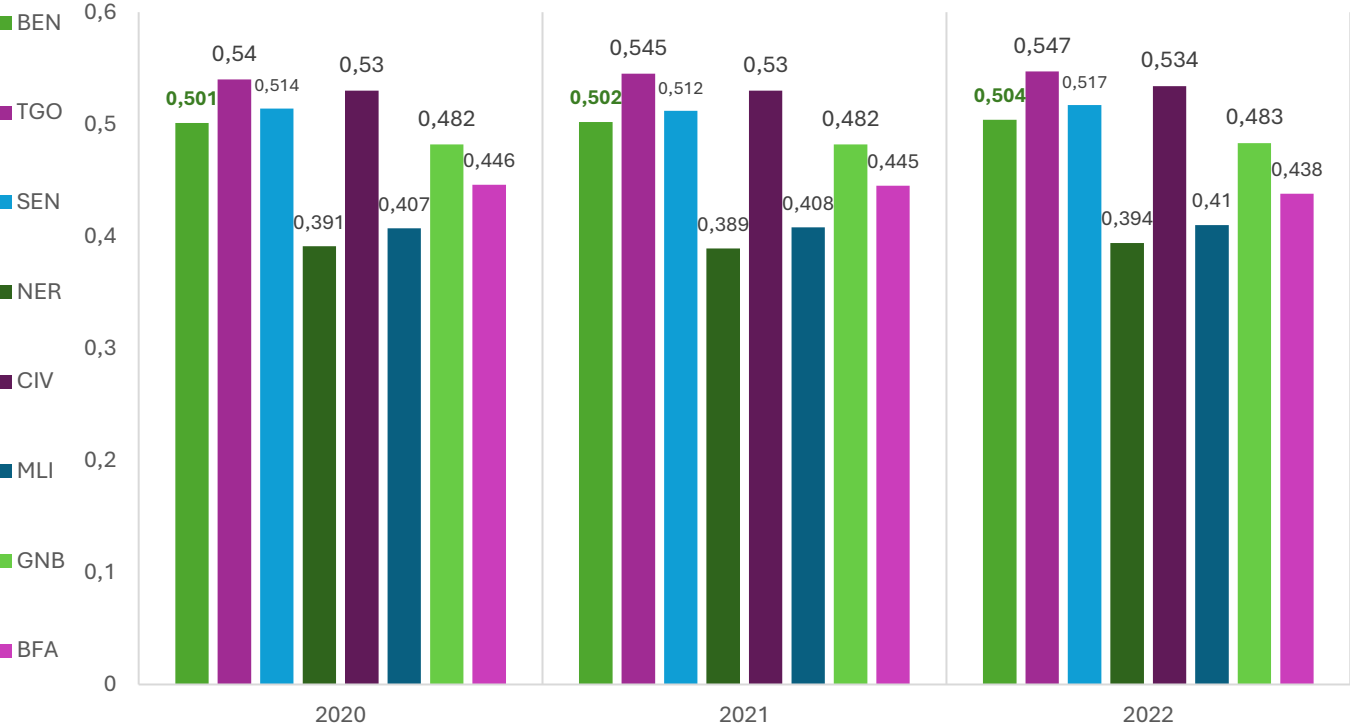


Source: INStaD, EHCVM 2022



In terms of the human development index, Benin will be at 0.504 in 2022, compared with 0.501 in 2020. The same trend can be observed in most countries in the sub-region, particularly those belonging to the West African Economic and Monetary Union (WAEMU).

Graph 2: HDI trends in the WAEMU



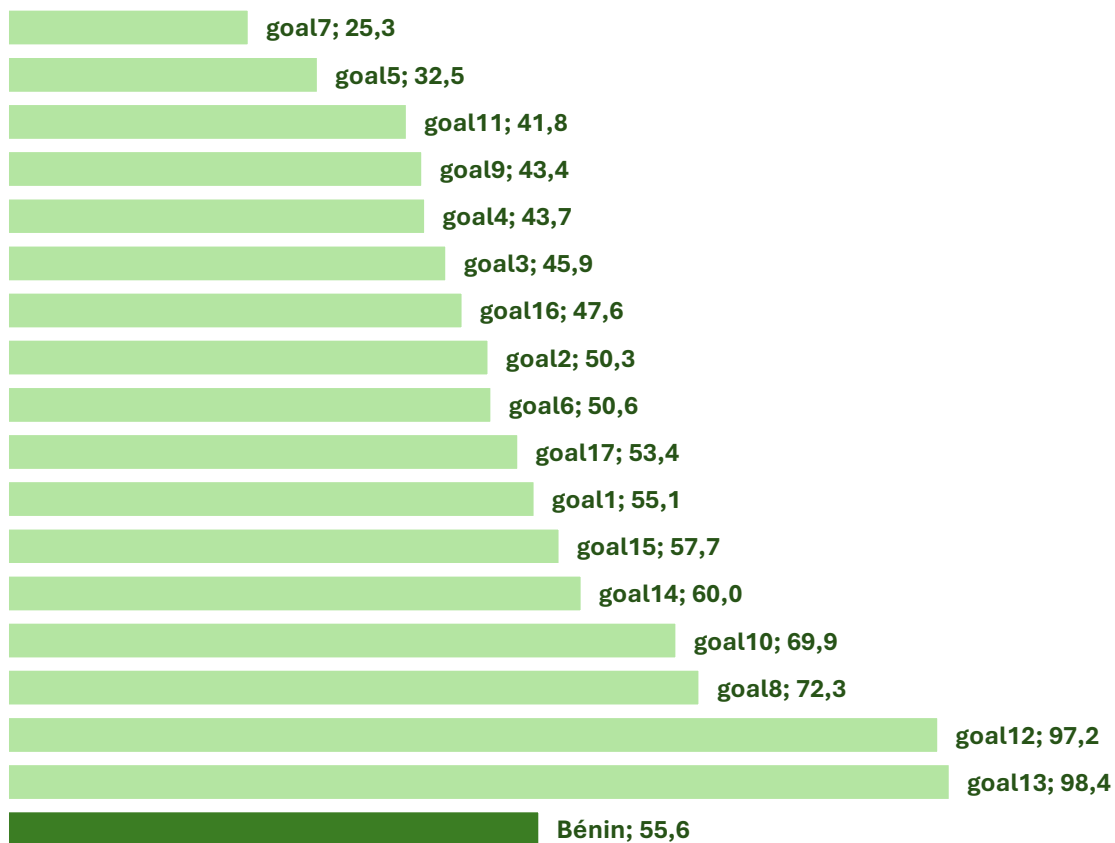
Source: UNDP, 2023

Furthermore, despite the multi-crisis context (consequences of COVID-19, geopolitical instabilities, climate change, etc.), the country is facing the challenge of pursuing its economic and social development. The World Report on Sustainable Development 2023 places Benin among the countries with a "strong commitment" to the SDGs, underlining the Government's commitment and efforts to implement the 2030 Agenda.



The report also points out that, overall, Benin is halfway towards achieving the SDGs, with a score of 55.6¹ out of 100. The country is performing relatively well on SDG 12 (Responsible Consumption and Production) and SDG 13 (Fight against Climate Change) and is well on the way to achieving SDG 1 (No Poverty), SDG 8 (Decent Work and Economic Growth) and SDG 10 (Reduced inequalities). In addition, although progress has been made on most of the SDGs, notably SDG 2 (Zero Hunger), SDG 9 (Industry, Innovation and Infrastructure) and SDG 15 (Life on land), major challenges remain in some places.

Graph 3: Benin's progress towards the SDGs in 2024



Source: SDSN, September 2024

¹Sustainable Development Report for Benin, SDSN, 2024



Experience of financing through international capital markets

As part of its commitment to achieving the SDGs, Benin has put in place a favourable regulatory and action framework, including the costing of the SDGs carried out in 2018, the development of a ten-year action framework to accelerate the implementation of the SDGs over the period 2021-2030, and the development of an SDG Financing Framework to mobilise innovative ESG-labelled financing.

Through the July 2021 SDG Eurobond, the first to be issued by a sovereign issuer on the African continent, Benin has for the first time mobilised an instrument exclusively dedicated to projects and programmes with a high impact on the achievement of the SDGs. The annual reporting system on the allocation and impact on beneficiaries reinforces the transparency of the operation.

Since then, the country has been working hard to create and implement new financial mechanisms. In June 2023, Benin carried out a second transaction through an "SDG loan" benefiting from a Partial Credit Guarantee (PcG) from the African Development Fund (ADF). This innovative instrument has enabled Benin to secure €350 million in long-term, competitive financing from Deutsche Bank, earmarked exclusively for spending that is highly sensitive to the SDGs.

Benin intends to pursue this dynamic of financial innovation by capitalising on this experience to develop more diversified instruments to accelerate the country's sustainable development. A perfect illustration of this is the Capital Markets Products and Services Development Support Project (PAMC-BJ) currently being implemented with financing from the AfDB through a grant from the Capital Markets Development Fund.

In short, this report bears is evidence of Benin's ongoing commitment to providing a high level of transparency on the use of the resources raised and the results achieved, in accordance with the SDG Financing Framework and the counter-indemnity agreement with the African Development Bank (AfDB). It aims to: (i) present the achievements of beneficiary projects and programmes; and (ii) highlight the impact of investments made using relevant data.

The indicators presented are the result of a joint effort by the ministries, public bodies or executive agencies and the *Institut National de la Statistique et de la Démographie* (INStAD).



Main features of the loan

In June 2023, the African Development Bank, through its partial credit guarantee, facilitated the granting of the SDG loan to Benin. This issue, which complies with the provisions of the SDG Financing Framework, is part of the diversification of the country's portfolio of innovative financing.

Funds raised are intended exclusively for the financing of various social and environmental projects contributing to Benin's commitments to achieving the SDGs² and for which the State is the operator.

The main financial characteristics of this transaction are summarised in Table 1 below.

Table 1: Main financial characteristics of the loan

Borrower	Republic of Benin
First-loss guarantee	African Development Fund
Second-loss insurance	African Trade & Investment Development Insurance
Lender	Deutsche Bank
Date of first drawdown	30/06/2023
Currency	Euro
Amount	350 million
Guarantee fees	0.75% per annum
Opening fee	0.45% on the drawdown date

Source: Counter-indemnity agreement, May 2023

² See the SDG Financing Framework document, https://odd.gouv.bj/wp-content/uploads/sites/13/2021/07/Document-cadre-obligations-odd_République-du-Bénin_FR-2.pdf



The image features a dark grey, textured background covered with numerous scattered leaves. The leaves are in various stages of decay, with some being vibrant green and others being a rich, warm brown. The leaves are scattered across the entire frame, with some in sharp focus and others blurred in the background. The text 'ALLOCATION REPORT' is centered in the middle of the image in a bold, white, sans-serif font.

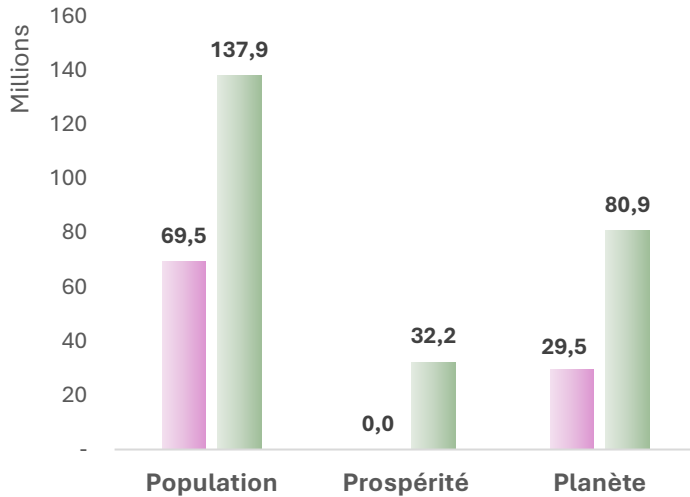
ALLOCATION REPORT

General presentation of the portfolio

The budgetary expenditure financed by the SDG loan is implemented by a set of 14 projects/programmes identified after a selection process focused on social impact and the capacity to preserve the environment in a sustainable manner. In total, 7 categories of eligible expenditure are represented in this portfolio. This wide range of support extends to the social, economic and environmental sectors, totalling €350

million. The allocation of resources from the total proceeds reflects a distribution in line with the criteria defined in Benin's SDG Financing Framework.

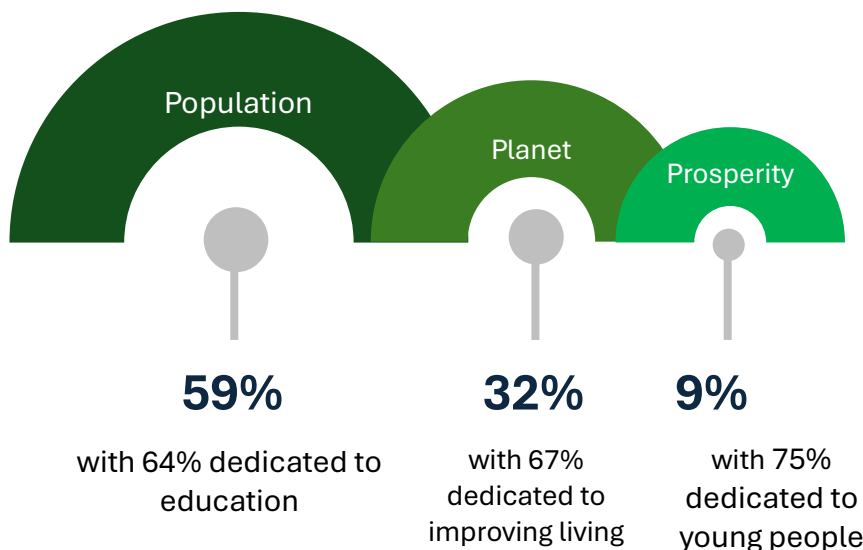
Graph 4: Breakdown of total allocation by period covered










Graph 4 shows the pillars for intervention by period covered. Retroactive funding here refers to any expenditure on the projects selected that was carried out between January 2022 and June 2023. The red bars in the figure show the proportion of

retroactive funding, while the green bars show the proportion of new funding for each pillar. As a result, the structure of allocation by pillar shown in graph 5 clearly illustrates the priority Benin gives to social and environmental programmes, mainly focusing on education, living environments and youth skills development programmes

Graph 5: Allocation breakdown by pillar



	Categories of expenditure	Ministries involved	Number of projects	Share total revenue	Amount allocated (€m)
	Sustainable agriculture	Ministry in charge of agriculture	1	0.3%	€ 1.116
	Access to drinking water	Ministry in charge of water	2	7.6%	€ 26.423
	Education services	Ministries in charge of education	6	51.4%	€ 179.872
	Low-carbon energy	Ministry in charge of energy	1	0.3%	€ 1.067
	Support for employment	Ministry in charge of sport	1	8.9%	€ 31.146
	Conervation of coastal areas	Ministry in charge of living environments	1	11.1%	€ 38.875
	Improvement of living environments	Ministry in charge of living environments	2	20.4%	€ 71.500




Table 2: Top 10 beneficiary projects accounting for 84% of the portfolio

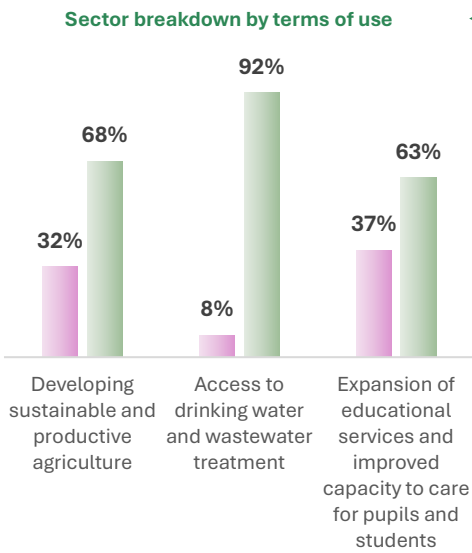
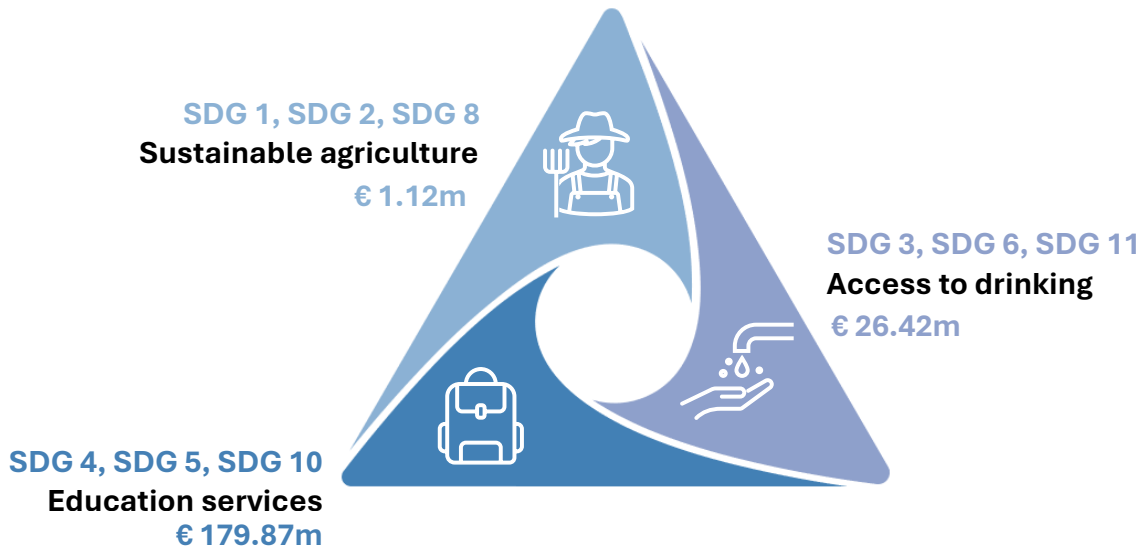
SDG targets	Category of expenditure	Project/programme name	Amount allocated (€m)	% total allocation (%)
4, 5,10	Education services	National Integrated School Feeding Programme (School Canteen Component)	€ 50.77	14.5
6, 8, 9, 11, 12	Improvement of living environments	Construction project for administrative buildings and socio-community infrastructure	€ 47.71	13.6
14	Conservation of coastal areas	Lake Ahémé Integrated Rehabilitation Programme	€ 38.88	11.1
4, 5,10	Education services	Programme for Aspirants to Teaching Professions in Nursery and Primary Schools	€ 35.97	10.3
4, 5,10	Education services	Programme to implement the Technical and Vocational Education and Training strategy	€ 35.41	10.1
5, 8, 10	Employment support	Grassroots sports development programme	€ 31.15	8.9
4, 5,10	Education services	Student scholarship programme	€ 28.97	8.3
6, 8, 9, 11, 12	Improvement of living environments	Project to modernise the solid household waste management system in Benin's major cities	€ 23.79	6.8
3, 6,11	Access drinking water	Project to supply drinking water to tourist facilities in the towns of Ouidah and Avlékété	€ 19.33	5.5
4, 5,10	Education services	Programme to strengthen universal access to basic education for all	€ 16.55	4.7
Sub-total (top 10 programmes)			€ 328.53	93.86%
4 remaining programmes			€ 21.47	6.14%
Total allocation			350	100

Source: MEF, July 2024

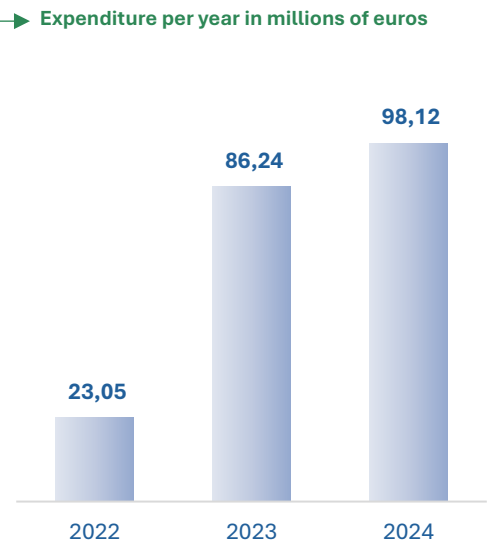


Allocation details by pillar

Population pillar



Population
 € 207.41m





This includes expenditure on current transfers, subsidies and investments in support of responsible agriculture, i.e. agriculture that respects soils and aquifers (moderate withdrawals from nature in order to avoid depletion of natural resources) and does not endanger the health of farmers and/or local populations.

Excluded are expenditures whose purpose (i.e. directly/primarily) is to target fossil-fuel powered equipment.

Sustainable Agriculture Programme



€1.1m

National Aquaculture
Development
Programme





This refers to public investment expenditure promoting access to quality drinking water for everyday consumption and basic sanitation facilities for the target populations.

There are many positive interrelationships between this water theme and SDG 6 and the other SDGs, particularly in the area of health (SDG 3 health and well-being) and the prevention of water-borne diseases, which are partly due to the lack of sanitation.

Programmes relating to access to drinking water



€26.4m

€7.1m

Project to supply drinking water to the towns of Savalou, Bantè, Bassila, Ouèssè and their surrounding areas

€19.3m

Project to supply drinking water to tourist facilities in the towns of Ouidah and Avlékété





Educational services refer to both the schooling policies directly supported by the Beninese government to increase the chances of access to education for all, but also to the infrastructure that enables the Beninese to receive a quality education.

Improving the quality of school services and financing new facilities can be seen as a way to keep skills on Beninese soil, and to avoid South/North migration due to the country's poor educational infrastructure. For primary education, only investments and expenditure in public educational establishments with free and universal access are eligible.

Education sector programmes




€179.9m

€16.6m	Programme to strengthen universal access to basic education for all
€36.0m	Programme for Candidate Nursery and Primary School Teachers
€50.8m	National Integrated School Feeding Programme (school canteens)
€35.4m	Programme to implement the Technical and Vocational Education and Training strategy
€12.2m	Project to create a city of innovation and knowledge
€29.0m	Student scholarship programme



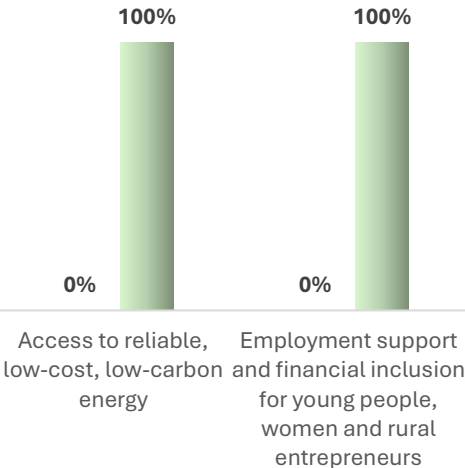
Prosperity Pillar

SDG 7, SDG 13
Low-carbon energy
 € 1.07m



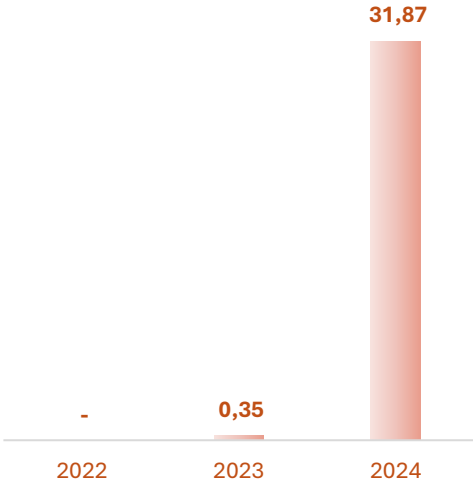
SDG 5, SDG 8, SDG 10
Support for employment
 € 31.15m

Sector breakdown by terms of use



Prosperity
 € 32.22m

Expenditure per year in millions of euros





Access to electricity is an essential or "basic" service with many direct and indirect benefits, including lighting, various appliances for food (improving the penetration rates of clean cooking energy) and (tele)communication (radio telephony, internet). This access is deployed and/or promoted by the state through various expenditures and investments.

Fossil fuels in all forms (solid, liquid or gasified) are excluded. Access to electricity can be provided by connection to the conventional electricity grid.

Low-carbon energy programme



€1.1m

€1.1m Energy Efficiency and Sustainable Management of Biomass Energy Project





In Benin, more than 90% of jobs are in the informal sector and unemployment among 15–34-year-olds is particularly high. Vocational training is therefore a key issue for Benin's youth, who are exposed to unemployment and job insecurity. Ensuring financing for vocational training and SMEs/Mid-caps created by young people, through support mechanisms (subsidised loans, etc.) granted by the government, results in better insertion of young people in the workplace which will ultimately stimulate the country's economic fabric and growth.

Employment support programme



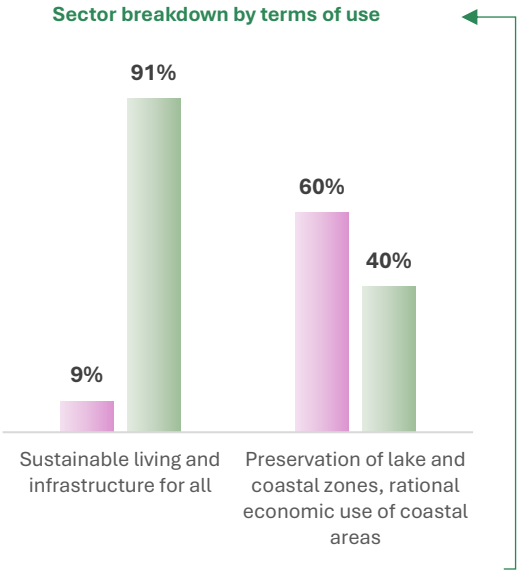
€31.2m

€31.2m

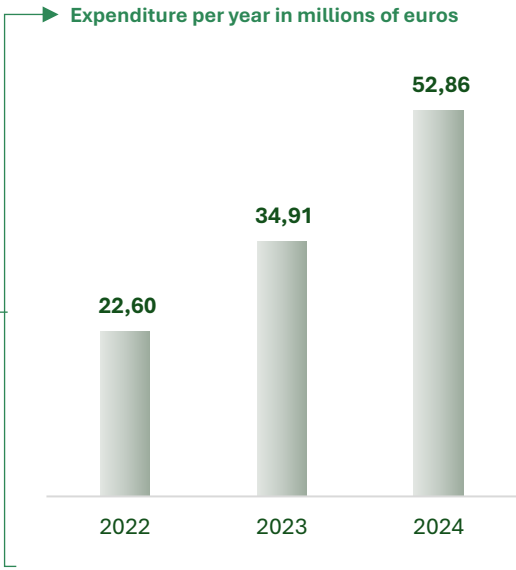
Grassroots sports development programme



Planet Pillar



Planet
€ 110.38m





Sustainable infrastructure is closely linked to a sustainable living environment that is healthy, well-aired and open to all from a hygienic and socially inclusive perspective. These urban living environments are fully in line with the emergence of sustainable or "smart" cities.

Sustainable infrastructure refers here to places that have a lower carbon footprint than conventional infrastructure; are socially inclusive for all their communities and users; have siting and planning criteria that aim, for example, to reduce urban heat islands due to uncontrolled urbanisation and urban congestion caused by the failure of urban traffic networks; avoid massive population displacements; and have been subject to consultation with the population.

 Living environment programmes



€71.5m

€47.7m

Construction project for administrative buildings and socio-community infrastructure

€23.8m

Project to modernise the solid household waste management system in Benin's major cities





This refers to expenditure related to the conservation of Benin's coastline, which is experiencing a high rate of coastal erosion. The retreat of the coastline can reach 12 to 30 metres per year at the most critical points, while the coastline was already home to 1.8 million inhabitants, i.e. about 18% of the country's total population, as of 2013 according to INStAD surveys.

The country has therefore undertaken to clean up water bodies where there was widespread use of prohibited fishing gear and methods. A water surveillance brigade has been created and equipped to ensure the rational and sustainable use of aquatic ecosystems.

 Coastal conservation programmes



€38.9m

€38.9m

Lake Ahémé
Integrated
Rehabilitation
Programme





ENVIRONMENTAL AND SOCIAL RISK MANAGEMENT

Environmental and social risk management of the portfolio

Managing the environmental and social risks of projects is a priority for Benin, particularly those included in its public investment programme. Decree no. 2022-390 of 13 July 2022 on the organisation of environmental and social assessment procedures in the Republic of Benin introduced environmental, social and governance policies and procedures that are monitored and applied by specialised bodies, in particular the Benin Environment Agency (ABE).

[Box]: Key missions of the ABE

The ABE is responsible for implementing, monitoring and ensuring compliance with these policies and procedures during the execution of public investment projects.

It collaborates with the sectoral ministries by requiring:

- An environmental, social and strategic assessment for policies, plans and programmes;
- An environmental and social impact assessment (ESIA) of the environmental issues and risks involved in the design, approval, planning, execution, monitoring and evaluation of a project or any activity aimed at socio-economic development, to varying degrees depending on the fragility of the project's host environment. Policies, plans or programmes whose implementation site is not precisely known are subject to the environmental and social management framework;
- An environmental and social audit for projects with or without environmental and social compliance certification.

For this first year of implementation, the projects financed by the SDG loan were subject to monthly environmental and social management monitoring, in accordance with the Counter-indemnity agreement with the AfDB. These reports show that no major incidents have occurred on the portfolio's active projects. As a reminder, the E&S incidents defined in the agreement refer to: (i) non-payment of compensation when work has begun on site for projects on unoccupied sites; (ii) fatal or serious accidents on site due to obvious shortcomings in the implementation of occupational health and safety (OHS) measures; (iii) complaints about abuses inflicted on vulnerable persons (GBV, SEAH, forced labour, child labour, ill-treatment of employees, etc.).

In addition, an annual audit was carried out on all the projects in the active portfolio.





IMPACT REPORT



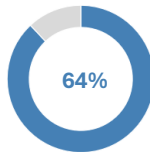
POPULATION PILLAR

9 projects funded

€ 207.41m

SUMMARY OF IMPACTS

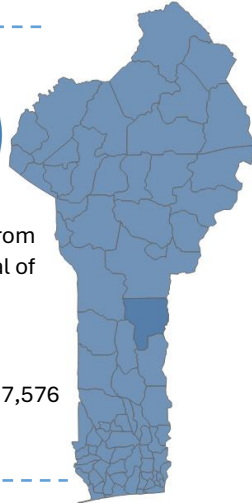
Education services



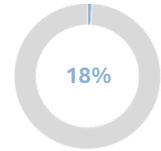
1,203,942 schoolchildren benefited from the school canteen programme i.e. a total of 5,506 children at the end of 2023;



1,825,269 learners' tuition fees paid at 7,576 schools at the end of 2023.

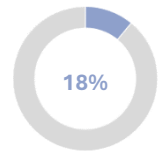


Sustainable agriculture



19 large-scale producers assisted with financing and three (03) fish farmers' organisations structured by the end of 2023.

Access to water



Construction of three (03) high-flow boreholes to supply drinking water to the communes of Savalou, Bantè and Ouèssè;



286.5m³/h production capacity in 2023 for the urban districts of Ouidah, Savalou, Bantè and Ouèssè.

Ministries concerned



MAEP



MEEM



MEMP, MESTP, MESRS





Development of sustainable agriculture



SDG TARGETS	ACHIEVEMENT/IMPACT INDICATORS	FINAL BENEFICIARIES	MAIN ENVIRONMENTAL AND/OR SOCIAL BENEFITS
<p>1.2</p> <p>2.2</p> <p>2.3</p> <p>8.2</p>	<p>Setting up 160,000 broodstock larvae from high-performance strains for 13 hatcheries in 2024;</p> <p>Acquisition and provision in 2023 of 477.510 tonnes of subsidised fish feed for fish farmers;</p> <p>2,541.4 tonnes of quality food will be in place by 2023, compared with 2,269 tonnes in 2022;</p> <p>5.901 million male monosex Tilapia fry produced in 2023 compared with 2.607 million in 2022;</p> <p>4.957 million clarias fry in place in 2023 compared with 5.935 million in 2022;</p> <p>2,412 tonnes of aquaculture production in 2023 vs 2,407 tonnes in 2022</p> <p>86.08 ha of ponds exploited in 2023 compared with 113,819 m³ in 2022;</p> <p>0.5 ha of fish paddocks exploited compared with 0.2616 ha in 2022;</p> <p>20 t/ha/year yield of Clarias in ponds in 2023 compared with 12t/ha/year in 2022;</p> <p>125,830m³ of floating cages exploited in 2023, compared with 72,814m³ in 2022;</p> <p>10,887m³ of ponds exploited in 2023 compared with 20,040 in 2022;</p> <p>15,780m³ of containers excluding basins will be used in 2023, compared with 392m³ in 2022.</p>	<p>An aquaculture village (12 floating cages) set up at Lokossa on Lake Togbadji;</p> <p>19 producers benefiting from easier access to finance by the end of 2023;</p> <p>3 Farmers' organisations set up and structured by the end of 2023;</p> <p>Support for 8 aquaculture fish distributors and input distributors for their organisations;</p> <p>Training 50 hatchery managers (2023) in best broodstock management practices.</p>	<p>Study of the carrying capacity of lakes Hlan and Toho to be carried out in 2023;</p> <p>External environmental and social audit of fish farming activities on the Toho lagoon in 2022;</p> <p>In 2022, ESIs will be carried out on 16 hatcheries as part of the process of bringing them up to standard;</p> <p>Acquisition of equipment to measure physico-chemical parameters in 2022.</p>

- **Ministry responsible:** Ministry of Agriculture, Livestock and Fishing
- **Number of projects funded:** 1
- **Total amount allocated:** € 1.1m



SDG TARGETS ³	OTHER IMPACT INDICATORS	REFERENCE VALUE	CURRENT VALUE
1.2 By 2030, at least halve the proportion of men, women and children of all ages suffering from some form of poverty, as defined by each country	Proportion of the population living below the national poverty line (%)	38.5 (2018-2019)	36.2 (2021-2022)
	Proportion of the population living in all forms of poverty, as defined by each country (%)	16.0 (2018-2019)	13.9 (2021-2022)
	Food poverty index (%)	46.3 (2018)	44.5 (2021-2022)
2.2 By 2030, end all forms of malnutrition, including through the achievement by 2025 the internationally agreed goals on stunting and wasting in children under 5 years of age, and meet the nutritional needs of adolescent girls, pregnant and lactating women and the elderly	Prevalence of stunting (height/age index less than -2 standard deviations from the mean of the WHO child growth standards) in children under 5 (%)	36.5 (2021)	-
	Prevalence of malnutrition (weight/height index above +2 standard deviations from the mean of the WHO child growth standards) in children under 5, by shape (overweight and wasting) (%)	6.7 (2018)	8.3 (2021-2022)
2.3 By 2030, double agricultural productivity and incomes of small-scale food producers, especially women, indigenous peoples, family farmers, livestock breeders and fishermen, including through ensuring equal access to land, other productive resources and inputs, knowledge, financial services, markets and opportunities for value addition and off-farm employment	Volume of production per work unit, depending on the size of the agricultural, pastoral or forestry farm (tonnes per work unit)	13.0 (2021)	13.7 (2022)
	Average income of small-scale farmers (CFAF)	-	214,815 (2021)
8.2 Achieve a high level of economic productivity through diversification, technical upgrading and innovation, including a focus on high value-added and labour-intensive sectors.	Municipality's own resources per inhabitant (CFAF)	-	3,700.3 (2021)

³ Some of the indicators reported are not survey data; rather, they come from administrative sources.





Access to drinking water and waste water treatment



SDG TARGETS	ACHIEVEMENT/IMPACT INDICATORS	FINAL BENEFICIARIES	MAIN ENVIRONMENTAL AND/OR SOCIAL BENEFITS
6.1 6.2	<p>Extension and densification of the network (km):</p> <ul style="list-style-type: none"> 138.03 km in 2023 for the urban districts of Ouidah; 63.66 km in 2023 for the urban districts of Savalou, Bantè and Ouessè. <p>Production capacity (m³/h):</p> <ul style="list-style-type: none"> 221 m³/h in 2023 for the urban districts of Ouidah; 65.5 m³/h in 2023 for the urban districts of Savalou, Bantè and Ouessè. <p>Number of active network subscribers:</p> <ul style="list-style-type: none"> 43,356 people served with 3,613 subscribers in 2023 for the urban districts of Ouidah; 17,064 people served with 1,422 subscribers in 2023 for the urban districts of Savalou, Bantè and Ouessè. 	<p>Populations of the urban districts of the communes of Ouidah (Ouidah 1, 2, 3 and 4), Savalou (Savalou-Aga, Savalou-Agbado and Savalou-Attakè), Bantè (Bantè) and Ouessè (Ouessè);</p>	<p>Sinking of four (04) high-flow boreholes to supply drinking water to the communes of Savalou, Bantè and Ouessè;</p>

- Ministry responsible: Ministry of Power, Water and Cooperation
- Number of projects funded: 2
- Total amount allocated: € 26.4m



SDG TARGETS	OTHER IMPACT INDICATORS	REFERENCE VALUE	CURRENT VALUE
6.1 By 2030, ensure universal and equitable access to safe and affordable	Proportion of population with access to drinking water (%)	69.7 (2020)	69.9 (2021-2022)
	Proportion of population using safely managed drinking water services (%)	-	5.2 (2021-2022)
	Urban drinking water supply rate (%)	70.0 (2021)	71.8 (2022)
	Rural drinking water supply rate (%)	73.3 (2021)	76.7 (2022)
6.2 By 2030, ensure equitable access to adequate sanitation and hygiene for all and end open defecation, with particular attention to the needs of women and girls and people in vulnerable situations.	Proportion of population using safely managed sanitation services, including hand-washing facilities with soap and water (%)	12.8 (2018)	12.3 (2021-2022)





Expansion of educational services and increased capacity for accommodating pupils and students



SDG TARGETS	ACHIEVEMENT/IMPACT INDICATORS	FINAL BENEFICIARIES	MAIN ENVIRONMENTAL AND/OR SOCIAL BENEFITS
4.1 4.4	<p>330 classrooms built and 348 refurbished by the end of 2023;</p> <p>70 TVET programmes being developed in consultation with the private sector, including digital skills programmes;</p> <p>37,890 scholarships and grants will be available in 2023, including 19,025 new baccalaureate holders, compared with 36,885 in 2022;</p> <p>16 vocational training and innovative entrepreneurship/start-up programmes in 2023 for a total of 3,785 beneficiaries.</p>	<p>1,203,942 schoolchildren will benefit from the school canteen programme covering 5,506 schools by the end of 2023, compared with 5,335 in 2022 for 1,050,000 schoolchildren;</p> <p>1,825,269 learners given free schooling at 7,576 schools at the end of 2023;</p> <p>14,083 candidate primary school teachers to be recruited by the end of 2023, including 666 new trainees for Agricultural Technical Schools (LTAs);</p> <p>24 new teachers recruited and trained for Vocational Technical Schools;</p> <p>22 student-teachers certified to teach at vocational technical colleges in France since 2022;</p> <p>1,673 beneficiaries of technical support for the entrepreneurship programme by the end of 2023;</p> <p>2,112 beneficiaries of vocational training programmes open in 2023.</p>	<p>Environmental and social impact studies underway as part of the construction of technical agricultural schools</p>

- **Ministry responsible:** Ministry of Nursery and Primary Education; Ministry of Secondary and Technical Education and Vocational Training; Ministry of Higher Education and Scientific Research
- **Number of projects funded:** 06
- **Total amount allocated:** € 179.9m



SDG TARGETS	OTHER IMPACT INDICATORS	REFERENCE VALUE	CURRENT VALUE
4.1 By 2030, ensure that all girls and boys complete a full course of free, quality primary and secondary education, providing them with genuinely useful skills	Net enrolment ratio in primary education (%)	65.3 (2018)	75.3 (2021-2022)
	Proportion of pupils who started grade 1 who complete primary school (%)	65.4 (2020)	61.8 (2022)
	Gross enrolment ratio in primary education (%)	110.8 (2018)	117.4 (2021)
	Gross enrolment ratio in secondary education (%)	44.3 (2018)	40.2 (2021)
	Net enrolment ratio in secondary education (%)	25.8 (2018)	32.8 (2021)
4.4. By 2030, significantly increase the number of young people with the skills, including technical and vocational skills, needed for employment, decent work and entrepreneurship.	Proportion of learners in technical and vocational training (%)	3.1 (2018)	4.3 (2021)
4.5 By 2030, eliminate gender inequalities in education and ensure equal access for vulnerable people, including people with disabilities, indigenous people and children in vulnerable situations, to all levels of education and vocational	Gender parity index (girls/boys) of gross enrolment ratio in primary	0.9 (2020)	0.9 (2022)
	Gender parity index (girls/boys) of gross enrolment ratio in secondary education	0.9 (2020)	0.9 (2021)





PROSPERITY PILLAR

2 projects funded

€ 32.22m

SUMMARY OF IMPACTS

Low-carbon energy

25 %

More than 3,700 conventional and solar-efficient LED streetlights installed in some forty municipalities;

Replacement of 520 lights and 70 air conditioners in 12 public authorities and establishments.

Financial inclusion

75%



Boys and girls (under 15) and young people from the *arrondissements* (under 15) of the 12 *départements*.

Ministries concerned



MEEM



MSports





Access to low-carbon energy, reliable and inexpensive energy



SDG TARGETS	ACHIEVEMENT/IMPACT INDICATORS	FINAL BENEFICIARIES	MAIN ENVIRONMENTAL AND/OR SOCIAL BENEFITS
7.2	<p>More than 3,700 conventional and solar-efficient LED streetlights installed in some forty municipalities</p> <p>Replacement of 520 lights and 70 air conditioners in 12 public authorities and establishments</p> <p>60 solar street lamps, 820 300Wp panels and 780 345Wp panels for a total power of 515.1 kW and other solar equipment installed to provide access to energy for sensitive services at the Cotonou I CM, the Porto-Novo CHUD, the Natitingou Zone Hospital and the Magoumi, Coroncorè and Yarikou health centres</p>	<p>Local residents and users of public establishments in the communes of Adjarra, Adjahoun, Avrankou, Bonou, Dangbo, Miserrété, Porto-Novo, Sèmè-Kpodji, Kétou, Comé, Lokossa, Agbangnizoun, Djakotomey, Lalo, Tanguiéta, Toucountouna, Matéri, Cobly, Kouandé, Pehunco, Kérou, Kalalé, Pèrèrè, Nikki, Banikoara, Malanville, Bantè, Bembèrèkè, Djougou, Dassa, Aplahoue, Kandi, Allada, Parakou, Pobè, Natitingou, Abomey-Calavi, Copargo, Porto-Novo, Sinendée, Gogounou, Glazoué, N'dali, Abomey, Bohicon, Djidja, Azovè</p>	<p>44.1% energy savings in the public sector by the end of 2023, compared with 43.3% in 2022</p> <p>Raising awareness and training 185 players in the public procurement chain at various levels on Minimum Energy Performance Standards and the rational use of efficient equipment</p>

DATA FROM SECTORAL MINISTRIES AND THE NATIONAL INSTITUTE OF STATISTICS AND DEMOGRAPHY

SDG TARGETS	OTHER IMPACT INDICATORS	REFERENCE VALUE	CURRENT VALUE
7.1 By 2030, access for all to reliable and modern energy services at an affordable	Proportion of population with access to electricity (%)	56.5 (2021)	65 (2021-2022)
	Electrification rate (%)	31.7 (2021)	32.8 (2022)

- **Ministry responsible:** Ministry of Power, Water and Cooperation
- **Number of projects funded:** 1
- **Total amount allocated:** € 1.1m





Supporting employment and financial inclusion of youth, women, and rural entrepreneurs



SDG TARGETS	ACHIEVEMENT/IMPACT INDICATORS	FINAL BENEFICIARIES	MAIN ENVIRONMENTAL AND/OR SOCIAL BENEFITS
8.3	Preliminary design and detailed design for the construction of the Parakou, René Pleven and Charles De Gaulle stadiums and the GMK sports complex	People in the areas covered, especially young people.	Environmental and social impact studies planned for 2025 as part of the construction of new sports stadiums
8.5	Preliminary design and detailed design for the construction of local sports facilities in the towns of Parakou, Cotonou, Abomey Calavi and Lokossa		
	Maintenance of existing infrastructure and development of areas not occupied by sports facilities.		

DATA FROM SECTORAL MINISTRIES AND THE NATIONAL INSTITUTE OF STATISTICS AND DEMOGRAPHY

SDG TARGETS	OTHER IMPACT INDICATORS	REFERENCE VALUE	CURRENT VALUE
8.3 Promote development-oriented policies that foster productive activities, decent job creation, entrepreneurship, creativity and innovation and stimulate the growth of micro, small and medium-sized enterprises	Proportion of informal employment in non-agricultural sectors (%)	92.6 (2018)	96.2 (2020)
8.5 By 2030, achieve full and productive employment and ensure decent work and equal pay for work of equal value for all women and men, including young people and people with disabilities	Unemployment rate ⁴ (%)	2.3 (2018)	2.4 (2020)

- **Ministry responsible:** Ministry of Sports
- **Number of projects funded:** 01
- **Total amount allocated:** € 31.2m

⁴ According to the *Manuel de Définition et de Calcul des indicateurs des cibles prioritaires des ODD au Bénin*, the unemployment rate refers to the percentage of the active population without a job, actively seeking a job and available for work within 15 days. It is a measure of dysfunction in the labour market and reflects the non-utilisation of the labour force for the creation of added value, while the visible underemployment rate is the percentage of the employed population whose working time is less than forty (40) hours per week and who wish to work more.





PLANET PILLAR

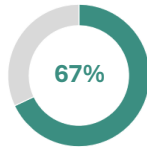


3 projects funded

€ 110.38m

SUMMARY OF IMPACTS

Sustainable living



879,260,616 sqm of paved streets and public spaces swept, weeded and picketed in 2023, compared with 832,196,462 sqm in 2022;



24 sorting units fitted out and installed at waste collection points in the communes of Grand-Nokoué and the town of Parakou in 2023;



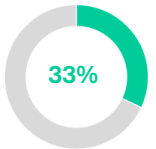
1 sewage sludge treatment plant to be built in 2022;



Completion of construction work on the National Women's Institute.



Conservation of coastal areas



8,737,415m³ of sediment will be dredged in 2023 from 235 hectares of water, with an average depth of 6 meters;



2 walkways (Meko and Hâta) and 4 piers (Djondji, Meko, Houncloun and Gonko) completed by the end of 2023.

Ministries concerned



MCVT





Developing living environments and sustainable infrastructure for all



SDG TARGETS	ACHIEVEMENT/IMPACT INDICATORS	FINAL BENEFICIARIES	MAIN ENVIRONMENTAL AND/OR SOCIAL BENEFITS
<p>9.1</p> <p>11.3</p> <p>12.5</p>	<p>1 sewage sludge treatment plant to be built in 2022;</p> <p>879,260,616 sqm of paved streets and public spaces swept, weeded and picketed in 2023, compared with 832,196,462 sqm in 2022;</p> <p>2,551,054 linear metres of primary and secondary wastewater treatment works cleaned and maintained in 2023, compared with 1,824,980 linear metres in 2022;</p> <p>356,671.81 tonnes of waste collected by SMEs from households (pre-collection) in 2023 compared with 334,848.83 tonnes in 2022;</p> <p>Construction of an urban market with a capacity of 300 places for the benefit of Ganhi vendors;</p> <p>Construction of a modern market with a capacity of 3,000 places for the benefit of Ouando vendors.</p>	<p>Population of the 44 municipalities covered by sewage sludge treatment;</p> <p>Population (households) and structures (institutions, administrations, public and private companies) of Grand Nokoué (Cotonou, Abomey-Calavi, Sèmè-Podji, Ouidah, Porto-Novo) and the city of Parakou covered by the waste management system;</p>	<p>6,262 direct jobs created by the end of 2023;</p> <p>Setting up and monitoring the operation of 24 manual sorting units at waste collection points;</p> <p>Reorganisation of the sewage sludge collection and transport system, with 112,252 tonnes of sewage sludge received at the 2 sewage sludge treatment plants (STBV)</p> <p>An internal environmental and social audit to be carried out in August 2024.</p>

- **Ministry responsible:** Ministry for the Environment and Transport
- **Number of projects funded:** 2
- **Total amount allocated:** € 71.5m



SDG TARGETS	OTHER IMPACT INDICATORS	REFERENCE VALUE	CURRENT VALUE
9.1 Develop quality, reliable, sustainable and resilient infrastructure, including regional and cross-border infrastructure, to support economic development and human well-being, with a focus on universal, financially affordable and equitable access	Proportion of rural population living at least 2km from an all-weather road (%)	-	37.1 (2023)
	Population access to basic urban services (%)	-	44.5 (2023)
	Proportion of people protected against flooding in urban areas (%)	-	11 (2023)
	Road network condition index (%)	61 (2020)	63 (2021)



Conservation of lake and coastal areas, reasonable economic exploitation of coastlines



SDG TARGETS	ACHIEVEMENT/IMPACT INDICATORS	FINAL BENEFICIARIES	MAIN ENVIRONMENTAL AND/OR SOCIAL BENEFITS
<p>14.2</p> <p>14.5</p>	<p>12.5 hectares of mangroves (Avicenia and Rhizophora) for carbon capture in 2023;</p> <p>8,737,415m³ of sediment dredged in 2023 from a 235-hectare stretch of water, with an average depth of 6 metres, compared with 8,710,000m³ in 2022;</p> <p>2 walkways and 4 piers completed by the end of 2023;</p> <p>7,700 m of linear dredging;</p> <p>5,500 m of canal cleaning/dredging over a surface area of 25,000 sqm;</p> <p>178 ha of reclaimed marshland to be developed through ecotourism, property development and agricultural production projects</p>	<p>Fishermen, fish traders, the inhabitants (all social categories) of the villages of Djondji, Mêko, Houncloun, Gonko, Docloboé and Hata and, in general, all the people living along the shores of Lake Ahémé and its channels in the six communes (Bopa, Comé, Grand-Popo, Houéyogbé, Kpomassè and Ouidah);</p>	<p>966 jobs created as part of the dredging work and pilot rehabilitation of the Djondji-Houncloun crossroads;</p> <p>Planting of 6,000 coconut seedlings and other plant species (Ceiba, samba, acacia, etc.) in various areas of the sediment discharge zone at Houncloun as part of experimental plots for reusing muddy sediments;</p> <p>Protecting and improving the mobility of the inhabitants (all social categories) of the villages of Djondji, Mêko, Houncloun, Gonko, Docloboé and Hata;</p> <p>Construction of 26 fish ponds with a surface area of 10,600 sqm and creation of two biological reserves (one of 1 ha and the second of 2 ha) to prevent fishing and allow natural restocking of the lake.</p>

- **Ministry responsible:** Ministry for the Environment and Transport
- **Number of projects funded:** 1
- **Total amount allocated:** € 38.9m



SDG TARGETS	OTHER IMPACT INDICATORS	REFERENCE VALUE	CURRENT VALUE
14.2 By 2020, sustainably manage and protect marine and coastal ecosystems, including by building their resilience, to avoid the serious consequences of their degradation and take action to restore them to healthy and productive	Proportion of national exclusive economic zones managed using ecosystem approaches (%)	-	0.7 (2020)
	Area of marine economic zones (ha)	-	321,444.2 (2020)
14.5 By 2020, preserve at least 10% of marine and coastal areas, in accordance with national and international law and taking into account the best available scientific	Proportion of maritime area covered by marine protected areas (%)	13.4 (2020)	16.6 (2022)
	Percentage of waterways developed for river and lagoon transport (%)	-	26.3 (2023)



**SOME OF THE PORTFOLIO'S
FLAGSHIP PROJECTS**



Grassroots sports development programme

- 🌍 **Ministry responsible:** Ministry of Sports
- 🌍 **Amount allocated:** € 31.15m
- 🌍 **Target populations:** Young people in the municipalities affected

Some of the project's achievements

- Preliminary design and detailed design for the construction of the Parakou, René Pleven and Charles De Gaulle stadiums and the GMK sports complex
- Preliminary design and detailed design for the construction of local sports facilities in the towns of Parakou, Cotonou, Abomey Calavi and Lokossa
- Maintenance of existing infrastructure and development of areas not occupied by sports



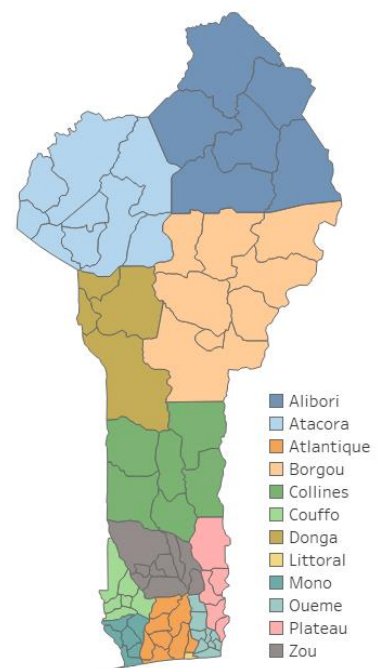


National aquaculture development programme

- 🌍 **Ministry responsible:** Ministry of Agriculture, Livestock and Fishing
- 🌍 **Amount allocated:** € 1.11m
- 🌍 **Target population:** Fish farmers; Fish distributors; Fish-based food product manufacturers

Some of the project's achievements

- Setting up 160,000 broodstock larvae from high-performance strains for 13 hatcheries in 2024
- 2,541.4 tonnes of quality food in place by the end of 2023
- 5.901 million male monosex Tilapia fry in place by the end of 2023
- 4.957 million clarias fry in place in 2022
- 10,887m³ of ponds in use by the end of 2023
- 15,780m³ of tanks, excluding basins, in operation by the end of 2023





Project to supply drinking water to tourist facilities in the towns of Ouidah and Avlékété

- 🌍 **Ministry responsible:** Ministry of Power, Water and Mines
- 🌍 **Amount allocated:** € 19.33m
- 🌍 **Target population:** Populations of the urban districts of the communes of Ouidah

Some of the project's achievements

- Extension and densification of the network by 138.03 km by the end of 2023;
- Production capacity of 221 m³/h by the end of 2023;
- Number of active network subscribers:
- 43,356 people served, including 3,613 active subscribers by the end of 2023





Lake Ahémé Integrated Rehabilitation Programme

- 🌍 **Ministry responsible:** Ministry for the Environment and Transport
- 🌍 **Amount allocated:** € 38.88m
- 🌍 **Target population:** Local people and organised groups (fishermen and fish traders) from the villages of Djondji, Meko, Houncloun, Glonko, Docloboé and Hata

Some of the project's achievements

- 12.5 hectares of mangroves (*Avicenia* and *Rhizophora*) for carbon capture in 2023;
- 8,737,415m³ of sediment will be dredged in 2023 from 235 hectares of water, with an average depth of 6 metres;
- Construction of 26 fish ponds with a surface area of 10,600 sqm and creation of two biological reserves of 3 ha to allow natural restocking of the lake;
- Protecting and improving the mobility of the inhabitants (all social categories) of the villages of Djondji, Meko, Houncloun, Gonko, Docloboé and Hata.



Appendix : Summary of the allocation of the proceeds of the SDG loan

No.	Project name	Ministry responsible	Category of eligible expenditures	Total allocation	Retroactive financing	New funding
1	National Aquaculture Development Programme (PNDF-Aquaculture)	Ministry of Agriculture, Livestock and Fishing	Development of sustainable and productive agriculture	€ 1,115,561.99	€ 353,316.90	€ 762,245.09
2	Project to supply drinking water to the towns of Savalou, Bantè, Bassila, Ouèssè and their surrounding areas (PAEPVILLES SBBO)	Ministry of Power, Water and Cooperation	Access to drinking water and treatment of wastewater	€ 7,095,514.31	€ 628,045.24	€ 6,467,469.07
3	Project to supply drinking water to tourist facilities in the towns of Ouidah and Avlékété	Ministry of Power, Water and Cooperation	Access to drinking water and treatment of wastewater	€ 19,327,476.61	€ 1,399,472.18	€ 17,928,004.43
4	Programme to strengthen universal access to basic education for all	Ministry of Nursery and Primary Education	Expand educational services and improve the capacity to cater for students	€ 16,553,848.04	€ 7,093,681.45	€ 9,460,166.60
5	Special Pre-Integration Programme for Nursery and Primary Education	Ministry of Nursery and Primary Education	Expand educational services and improve the capacity to cater for students	€ 35,972,427.64	€ 21,817,750.76	€ 14,154,676.88
6	National Integrated School Feeding Programme (School Canteen Component)	Ministry of Nursery and Primary Education	Expand educational services and improve the capacity to cater for students	€ 50,770,886.68	€ 21,418,808.70	€ 29,352,077.97
7	Programme to implement the Technical and Vocational Education and Training strategy	Ministry of Secondary Education, Technical and Vocational Training	Expand educational services and improve the capacity to cater for students	€ 35,413,943.89	€ 3,057,550.62	€ 32,356,393.27
8	Project to create a city of innovation and knowledge (Sèmè City)	Ministry of Higher Education and Higher Research	Expand educational services and improve the capacity to cater for students	€ 12,195,921.38	- €	€ 12,195,921.38



No.	Project name	Ministry responsible	Category of eligible expenditures	Total allocation	Retroactive financing	New funding
9	Student scholarship programme	Ministry of Higher Education and Higher Research	Expand educational services and improve the capacity to cater for students	€ 28,965,313.28	€ 13,720,411.55	€ 15,244,901.72
10	Energy Efficiency and Sustainable Management of Biomass Energy Project	Ministry of Power, Water and Cooperation	Access to low-carbon, reliable and affordable energy	€ 1,067,143.12	- €	€ 1,067,143.12
11	Grassroots sports development programme	Ministry of Sports	Support employment and financial inclusion of youth, women and rural entrepreneurs	€ 31,146,224.98	- €	€ 31,146,224.98
12	Construction project for administrative buildings and socio-community infrastructure	Ministry for the Environment and Transport	Developing living environments and sustainable infrastructure for all	€ 47,709,475.06	€ 6,104,568.15	€ 41,604,906.91
13	Project to modernise the solid household waste management system in Benin's major cities	Ministry for the Environment and Transport	Developing living environments and sustainable infrastructure for all	€ 23,790,995.80	- €	€ 23,790,995.80
14	Lake Ahémé Integrated Rehabilitation Programme	Ministry for the Environment and Transport	Conservation of lake and coastal areas, reasonable economic exploitation of coastlines	€ 38,875,267.22	€ 23,358,742.52	€ 15,516,524.69





Republic of Benin

Ministry of Economy and Finance representing the Republic of Benin 993X+6H7, Rte De L'Aéroport
Cotonou, Bénin

This is a translation into English of the moderate assurance report of the Republic of Benin and it is provided solely for the convenience of English-speaking users.



Independent Auditor's moderate assurance report on the information relating to the allocation of financing raised by the Republic of Benin under the credit agreement with Deutsche Bank A.G. dated June 30, 2023 in accordance with the Sustainable Development Goals Bond Issuance Framework ("SDG Issuance Framework") of July 2021

To the Ministry of Economy and Finance representing the Republic of Benin

In our capacity as Independent Auditor and in response to your request, we have carried out work to provide reasoned opinion expressing a moderate assurance conclusion on the following information (the "**Information**"):

- the allocation, as of June 30, 2024, of the funds raised through the credit agreement with Deutsche Bank A.G. of June 30, 2023 (the "**Financing**") in the amount of €350,000,000, as set out in the attached document entitled "**the Allocation Report**";
- projects funded and identified as eligible by the Republic of Benin ("**Eligible Projects**").

The Information has been prepared in the context of the African Development Bank's partial guarantee of 10 May 2023 (the "**Counter-Indemnification Agreement**") relating to the Financing in accordance with the July 2021 SDG Issuance Framework (the "**Framework**").

Our Moderate Assurance Conclusion

Based on the procedures we have performed as described under the section "Summary of the work we performed as the basis for our assurance conclusion" and the evidence we have obtained, nothing has come to our attention that causes us to believe that the Information is not prepared, in all material respects, in accordance with the Framework used, and the basis of preparation set out in Allocation Report.

We do not express an assurance conclusion on information in respect of earlier periods not covered by the Allocation Report or on any other information not included in the Allocation Report. We have not reviewed and do not provide any assurance over other individual project information reported.

Understanding how The Republic of Benin has Prepared the Information

The absence of a commonly used generally accepted reporting framework or a significant body of established practice on which to draw to evaluate and measure sustainability information allows for different, but acceptable, measurement techniques.

Consequently, the Information needs to be read and understood together with the Framework available on the internet site or on demand.

Inherent Limitations in Preparing the Information

As set out in the Allocation Report, the Information may be subject to inherent uncertainty to the state of scientific and economic knowledge and the quality of external data used. Some information is sensitive to the choice of methodology and the assumptions and/or estimates used for its preparation and presented in the Allocation Report.

The Republic of Benin's Responsibilities

The Ministry of Economy and Finance of The Republic of Benin, is responsible for:

- Selecting or establishing suitable criteria for preparing the Information;

- Selecting the Eligible Projects regarding the eligible criteria;
- The preparation of the Information in compliance with the credit agreement, the counter-indemnification agreement and the Framework;
- Designing, implementing and maintaining internal control over information relevant to the preparation of the Information that is free from material misstatement, whether due to fraud or error.

Our Responsibilities

We are responsible for:

- Planning and performing the engagement to obtain moderate assurance about whether the Information is free from material misstatement, whether due to fraud or error;
- Forming an independent conclusion, based on the procedures we have performed and the evidence we have obtained; and
- Reporting our conclusion to the Ministry of Economy and Finance representing the Republic of Benin.

As we are engaged to form an independent conclusion on the Information as prepared by Ministry of Economy and Finance representing the Republic of Benin, we are not permitted to be involved in the preparation of the Information as doing so may compromise our independence.

However, we have no responsibility for:

- challenging the Eligibility Criteria, and, in particular, we give no interpretation on the terms of the Framework;
- forming an opinion on the effective use of the funds allocated to the Eligible Projects after such funds have been allocated.

Professional Standards Applied

We performed a moderate assurance engagement in accordance with the professional guidance of the Order of Chartered Accountants relating to such engagements and International Standard on Assurance Engagements 3000 (Revised).

Our Independence and Quality Control

Our independence is defined by the provisions of Article L. 821-28 of the French Commercial Code and the Code of Ethics of Chartered Accountants, as well as the professional standards of the Conseil National de l'Ordre des Experts-Comptables relating to this intervention, and the international standard ISAE 3000 (revised). In addition, we have put in place a quality control system that includes documented policies and procedures aimed at ensuring compliance with the applicable legal and regulatory texts, ethical rules and the professional doctrine of the National Council of the Order of Chartered Accountants relating to this intervention.

Summary of the Work we Performed as the Basis for our Assurance Conclusion

We are required to plan and perform our work to address the areas where we have identified that a material misstatement of the Information is likely to arise. The nature, timing and extent of the procedures performed on such information depend on our professional judgment, including assessing the risks of material misstatement, whether due to fraud or error

The procedures we performed were based on our professional judgment. In carrying out our moderate assurance engagement on the Information, we:

- Understood the Government's Action Programme and the selected projects that contribute to achieving the sustainable development goals defined by the Republic of Benin;


- We assessed the appropriateness of the Framework in terms of its relevance, completeness, reliability, neutrality and understandability;
- We have verified the exclusive allocation of funds raised to Eligible Projects;
- Understood the procedures implemented by the Ministry of Economy and Finance representing the Republic of Benin for producing the Information presented in the Allocation Report;
- We have verified the compliance, in all material aspects, of the Eligible Projects mentioned in the attached document with the eligibility criteria by carrying out substantive procedures on the basis of surveys or other means of selection, as defined in the Framework ;
- Verified the consistency of the quantitative information as published in the allocation report.

The procedures performed in a moderate assurance engagement are different in nature, timing and scope than a reasonable assurance engagement. Consequently, the level of assurance obtained in a moderate assurance engagement is substantially lower than the assurance that would have been obtained had we performed a reasonable assurance engagement.

This report has been prepared within the context described above and may not be used, distributed, or referred to for any other purpose.

Paris, 30 September 2024

The Independent Auditor



Deloitte & Associés
Ambroise Depouilly